

eichrom[®]
TECHNOLOGIES

A GCI COMPANY

npo

eichrom



New Developments at Eichrom

Eichrom Workshop – 2018 RRM, Portland, ME

Agenda

- SPE Cartridge Line
 - Nuclear medicine focus
- Supply changes

- Industrial radiography
- Cyclotron shielding
- Radvision

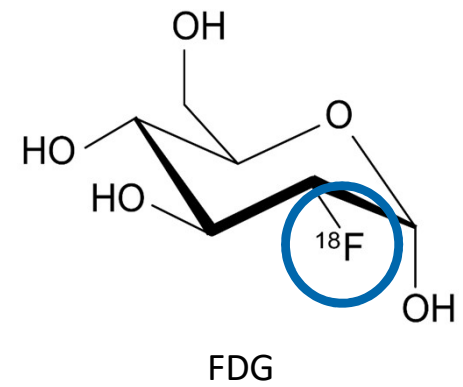
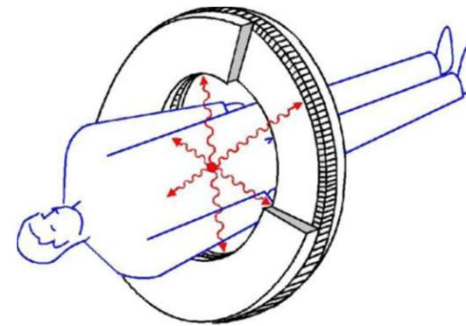
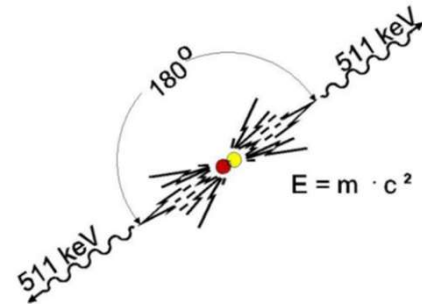
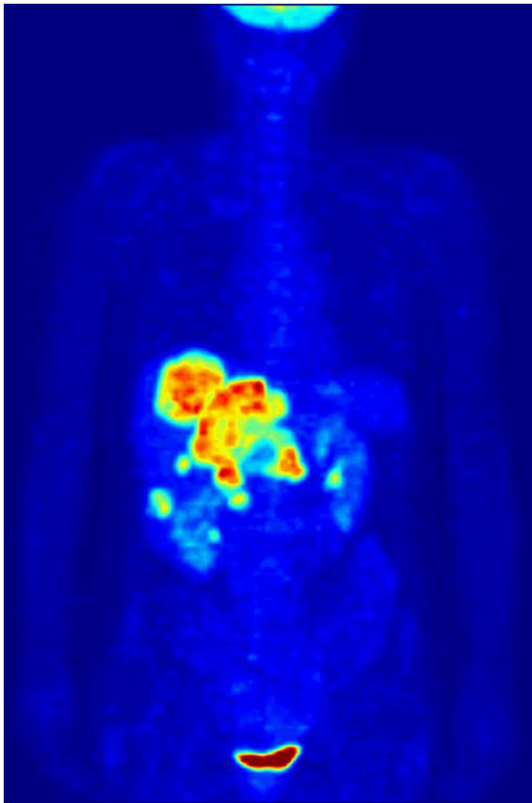


www.eichrom.com



Eichrom Brand Developments

Positron Emission Tomography (PET)



FDG Synthesis in Nuclear Pharmacy



ABX advanced biochemical compounds

FDG cassette for GE TRACERlab MX_{FDG}

Average yield : more than 70% uncorrected

- Fully GMP certified
- Sterilized by gamma radiation



www.eichrom.com

Solid Phase Extraction Cartridge Types

Eichrom:

2 mL



1 mL



HML




QML



Waters:

Plus Long



Plus Short



Plus Light



S*Pure:

900 mg



600 mg



300 mg



A GCI COMPANY

www.eichrom.com

Available Media

- SCX (strong acid cation exchange)
- CM (Weak Acid cation exchange)
- QMA (strong base anion exchange)
- Alumina
- C-18 (reverse phase)
- PS2 (hydrophobic styrene-DVB)



www.eichrom.com



Product Supply Changes

Delivery Commitments

EICHROM TECHNOLOGIES LLC ANALYTICAL PRODUCTS PRICE LIST 181

Analytical Grade Ion Exchange Resins

Mesh size	Packaging	Quantity	Part Number	\$ Price	Lead Time**
Anion Exchange Resin (1-X4, Chloride form)					
50-100	Bottle	500 grams	A4-B500-C-CL	445.00	
100-200	Bottle	500 grams	A4-B500-M-CL	610.00	
100-200	Cartridges (2ml)	Package of 50	A4-R50-M-CL	410.00	(2)
Anion Exchange Resin (1-X8, Cl form)					
20-50	Drum	5kg	A8-DR5-I-CL	680.00	
50-100	Bottle	500 grams	A8-B500-C-CL	530.00	
100-200	Bottle	500 grams	A8-B500-M-CL	530.00	
100-200	Cartridges (2ml)	Package of 50	A8-R50-M-CL	365.00	(2)
200-400	Bottle	500 grams	A8-B500-F-CL	570.00	(1)



**Products ship within 1 week unless otherwise noted. (1) Ship within 4 weeks. (2) Please inquire for lead time.



www.eichrom.com

Columns and Cartridges



2017 US Sales: 90%



2017 US sales: 10%

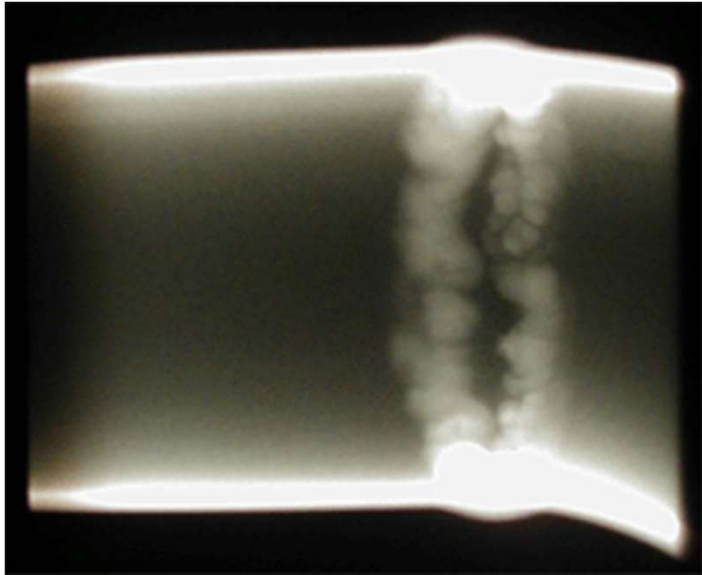


www.eichrom.com



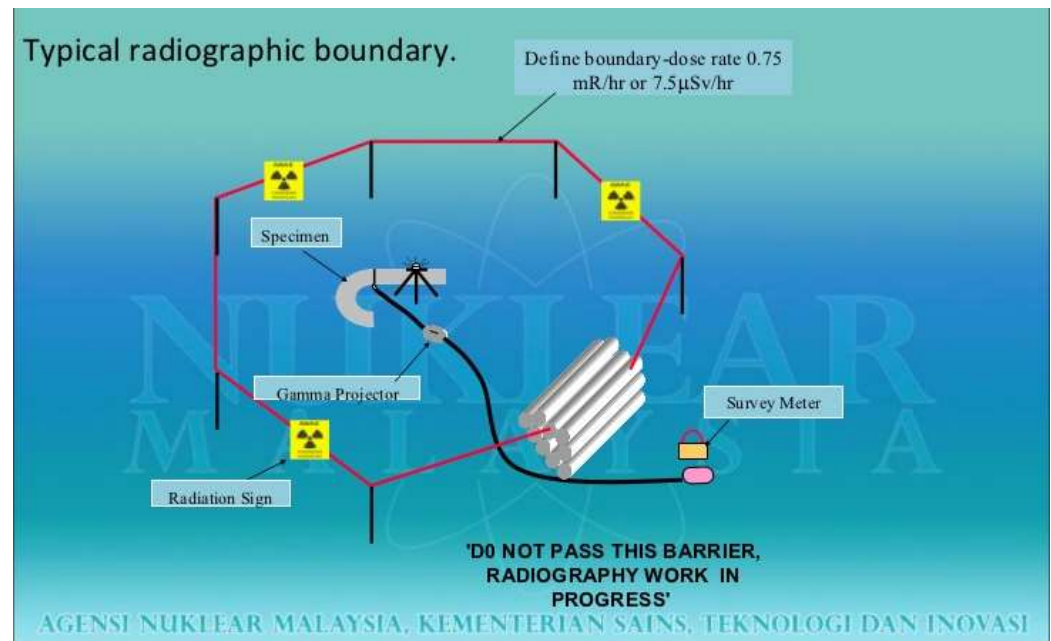
NPO Brand Developments

Industrial Radiography



Ir-192: ~300 – 600 keV gamma


Se-75: ~125 – 400 keV gamma



npo®

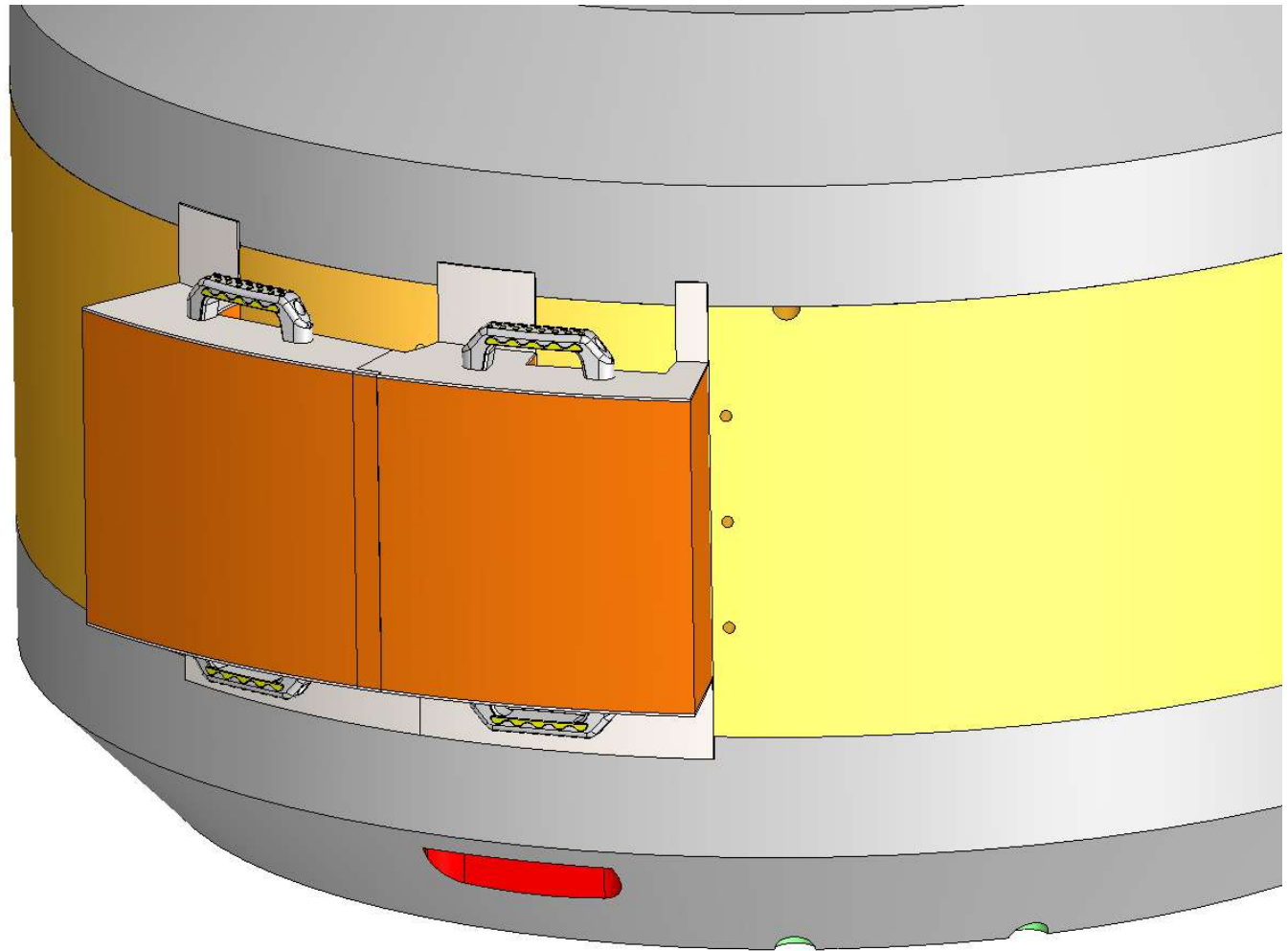
www.eichrom.com

Industrial Radiography Shields



www.eichrom.com

Cyclotron Shielding



RadVision^{3D} – Scanner Specifications

Gamma Ray Spectrometer

- Full 360° gamma image
- Completes gamma images in under 2 hours
- Software controllable scan time and resolution
- No software required to review, analyze, share
- Energy resolution: 3% FWHM @ 662 keV
- Energy range: 30 keV to 2 MeV

Packaging

- High dose tolerant: up to 1 Sv/hr
- Fits through small apertures: 110mm OD
- Low mass: 10 – 15 kg (configurable)
- Umbilical length of up to 125m



3D Laser Scanner

- Provides measurements of surrounding surfaces
- Resulting point cloud can help better understand environment
- Point cloud can be converted into 3D model
- Range: 30 m
- Resolution: ± 2mm @ 10 m

Camera




- Produces spherical image for environment inspection
- Spherical image resolution: 12 Megapixel


npo[®]

www.eichrom.com

RadVision^{3D} – Step 2: Analyze

3D Source Solution

- *Location* of all gamma sources
- *Intensity* of all gamma sources
- Tour the environment virtually using the desktop view   

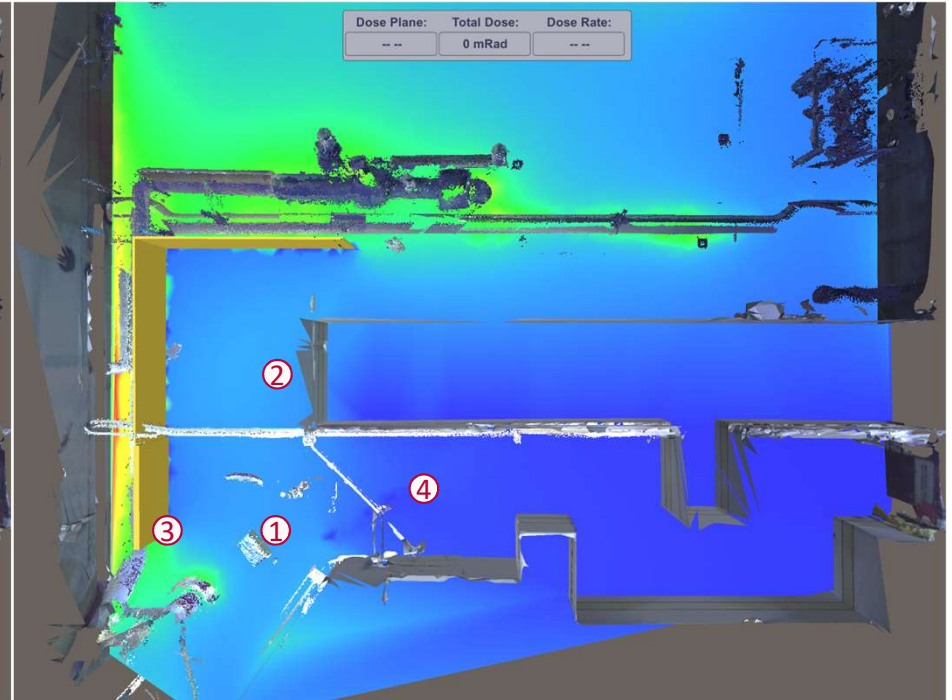
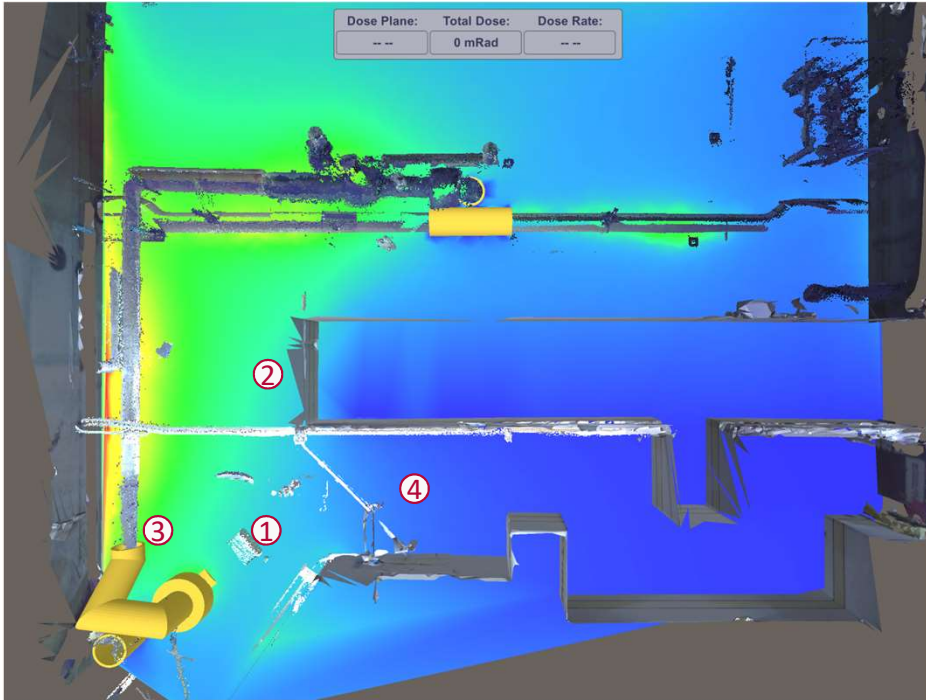


npo

www.eichrom.com



Simulated Shielding Configuration 4



Location		Hot Spots	Configuration 4	
		mRem/hr	mRem/hr	Reduction
www.eichrom.com	1	756	522	32%
	2	901	531	42%
	3	1242	740	42%
	4	286	89	69%





Thanks for your attention!